

**W
o
r
d
p
r
e
s
s**

Security

Backup

**E
n
c
r
y
p
t**



Content

Wordpress

Updaft

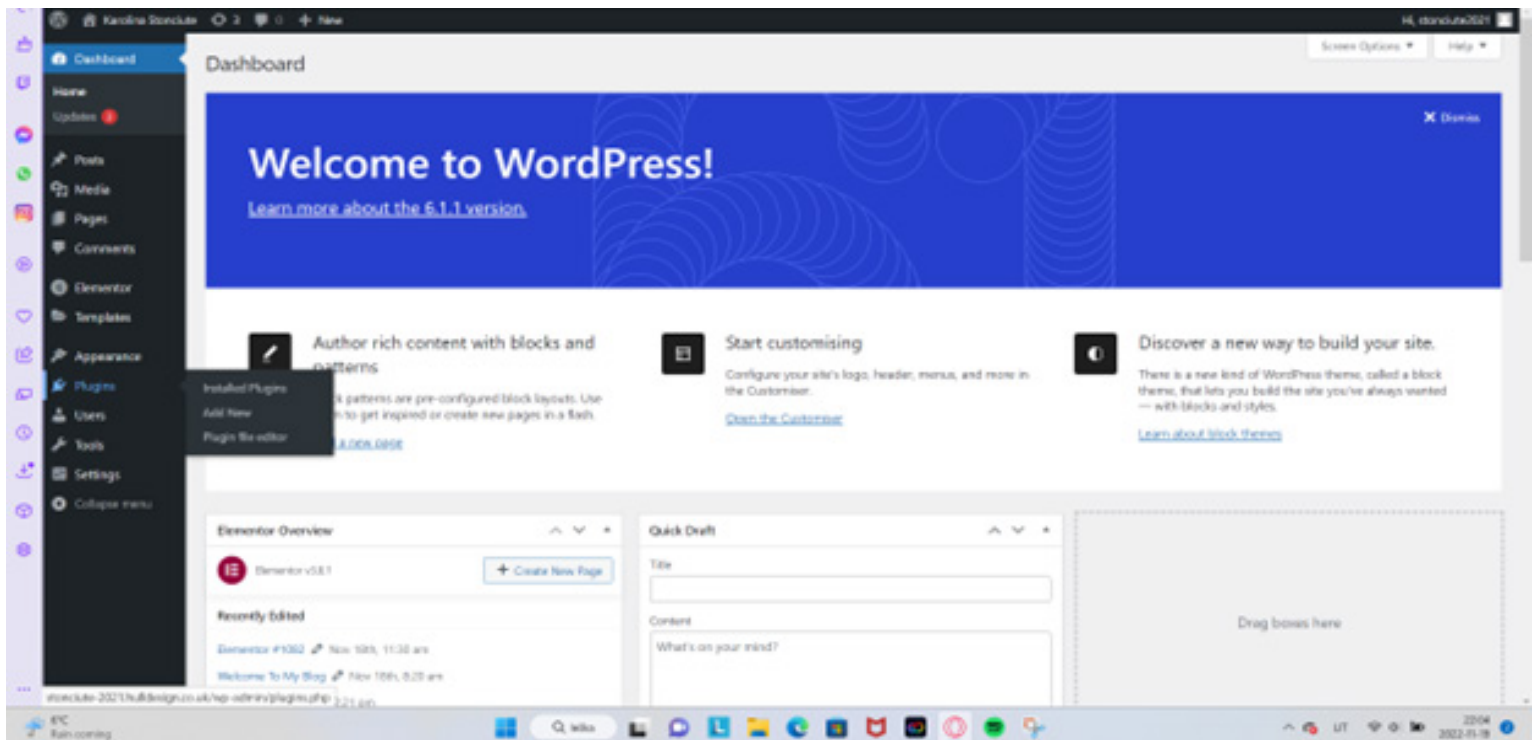
Wordfence

Boxcryptor

Elementor

WordPress




WordPress is an open-source content management system (CMS). It's a well-liked tool for people who wish to create websites and blogs but have no coding skills. There is no fee for the software. It is free for anyone to install, use, and change. WordPress was initially primarily used to build blogs. Today, the software has advanced, enabling you to design any kind of website you like. You can create membership websites, business websites, e-commerce shops, business portfolios, hobby or lifestyle blogs, and mobile applications. The first thing you should do after installing WordPress is pick a theme that suits your preferences and the goals you have for your blog. Themes that support news, magazine, and tiled layouts are available (and more). Then, add plugins for any functionality you require that isn't already included in the theme, like social sharing buttons or click-to-tweet. (Shayla Price, Hubspot, 2021)



Updraft

This is the UpdraftPlus Wordpress Backup Plugin. As you download and activate the plugin, you will receive an onboarding with the instructions of how to set up the Updraft. So to make a simple backup to your storage, press the large blue button. You could also setup regular backups and remote storage when you go to settings and select a remote storage of your choice. You must first decide on a timetable for your file backups. Your WordPress themes, plugins, pictures, and other uploads are all considered files. The next step is to choose a schedule for backing up your WordPress database. The database contains all of your articles and pages, comments, and website settings.

The frequency of your website's content updates should determine how frequently you perform backups. For instance, if you update two blog entries each week, you can choose to back up your files every two weeks.


Home ▾Features ▾BlogAbout us ▾Support ▾My account ▾Buy Premium ▾

The world's most trusted WordPress backup, restore and clone plugin

Hacking, server crashes, dodgy updates or simple user error can ruin your WordPress site.

That's why you need UpdraftPlus. Keep your WordPress site safe and install now!


[Get free version](#)[Get Premium](#)

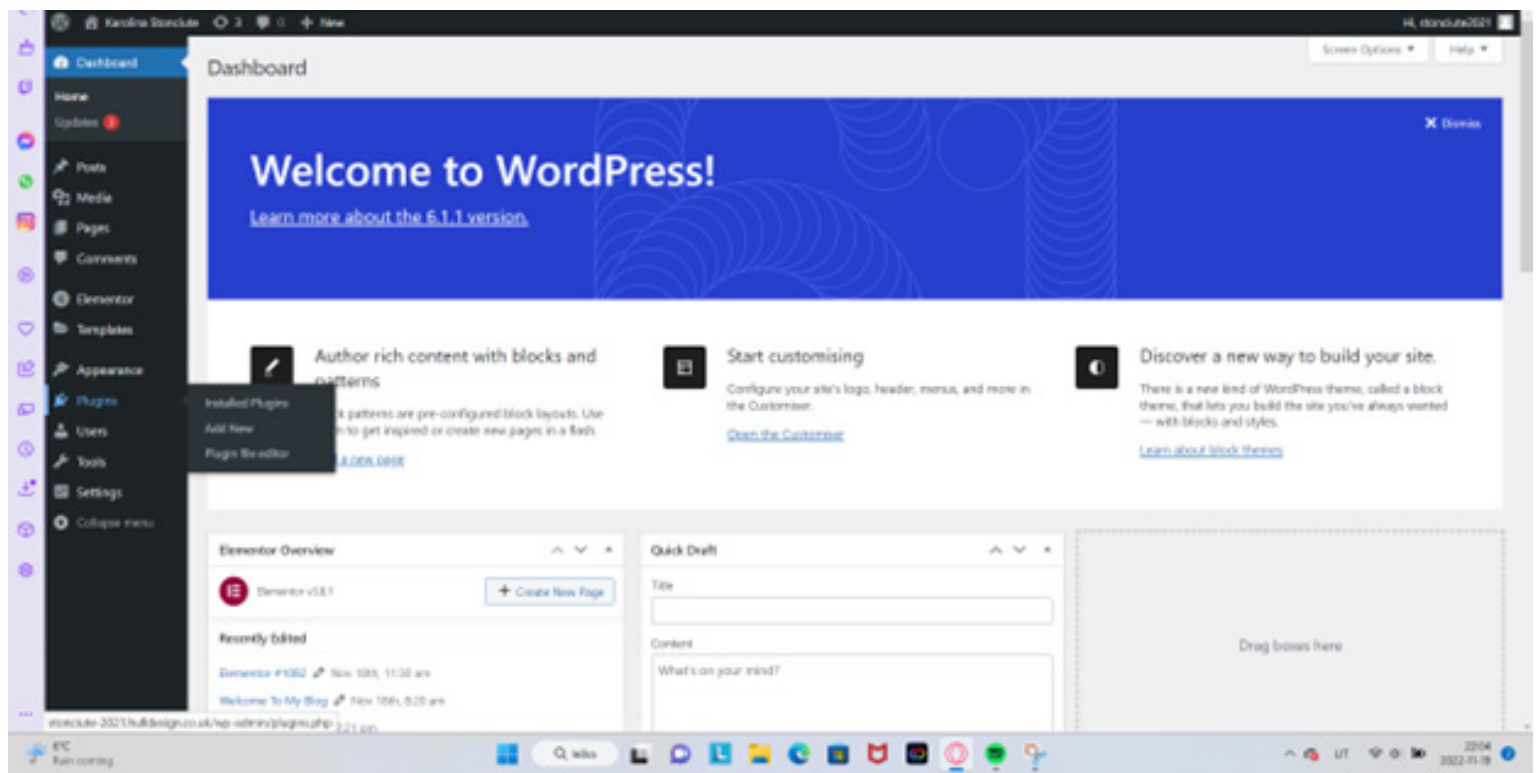


UpdraftPlus

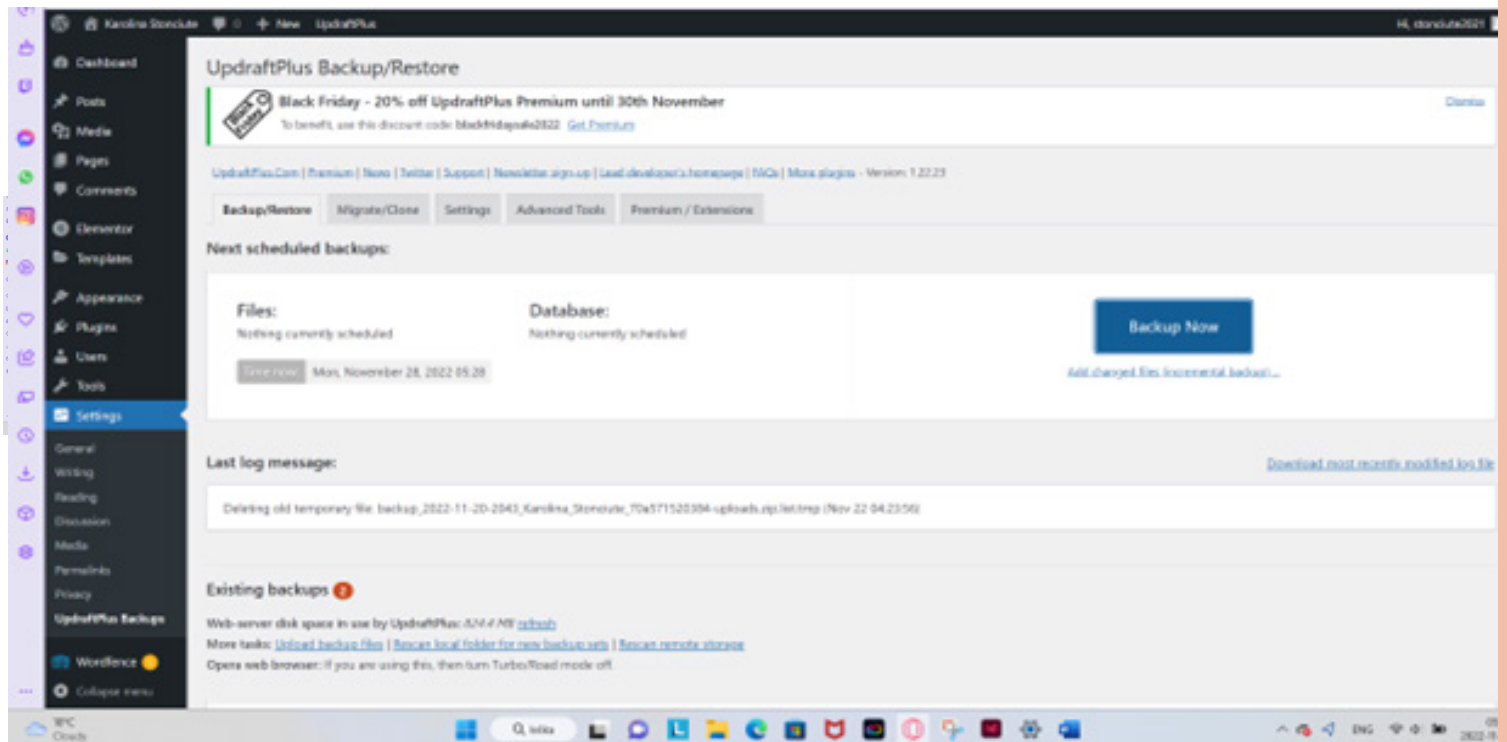
The world's most trusted backup plugin

updraftplus.com






Based on the schedule you previously chose, UpdraftPlus can generate backups automatically. However, whenever you wish, you may also make backups manually. You must go to Settings » UpdraftPlus Backups and select the “Backup Now” button first.




Wordfence


Wordfence is a WordPress security plugin that functions as a firewall. To keep their website secure, it can offer site owners a variety of features and setup options. Due to its effectiveness, this plugin is one of the most well-known in the WordPress security community. Wordfence is a fantastic security plugin that will warn you of any alterations made to your website and provide regular updates to keep it as secure as possible. This plugin is excellent for a variety of websites and helps keep your information secure. The malware scanner and terminal firewall included in this plugin were created expressly to safeguard WordPress websites. Wordfence is designed to adhere to the most recent security standards, which include firewall upgrades, malware signatures, and protection from rogue IP addresses that could be indicators of a virus or hacker. Wordfence is a thorough security plugin that can defend against a variety of dangers and will protect data. (Acoda, n.d.)

[Register](#) [Log In](#)

 [News](#) [Download & Extend](#) [Learn](#) [Community](#) [About](#) [Get WordPress](#)

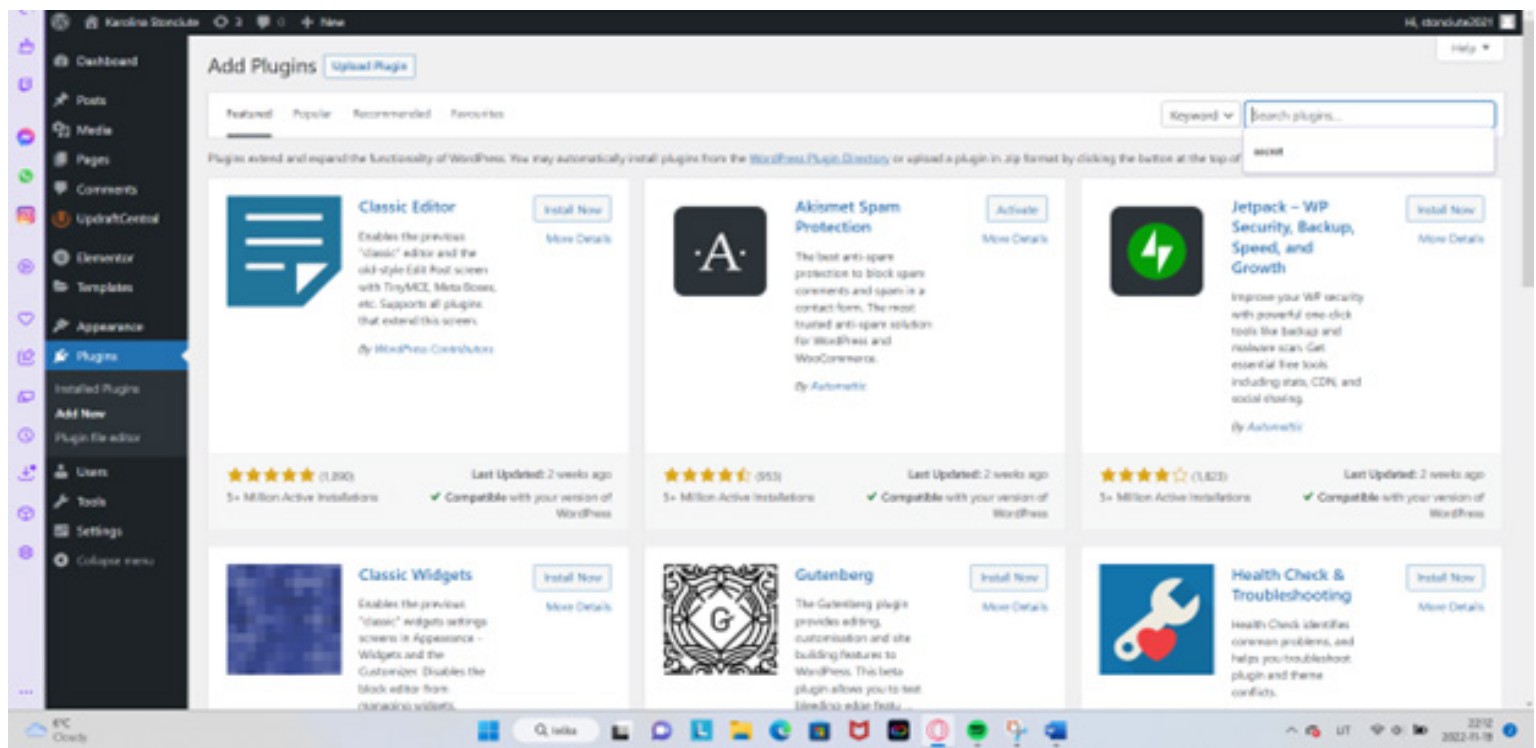
Plugins [My Favorites](#) [Beta Testing](#) [Developers](#)

 **Wordfence**
SECURING YOUR WORDPRESS INVESTMENT

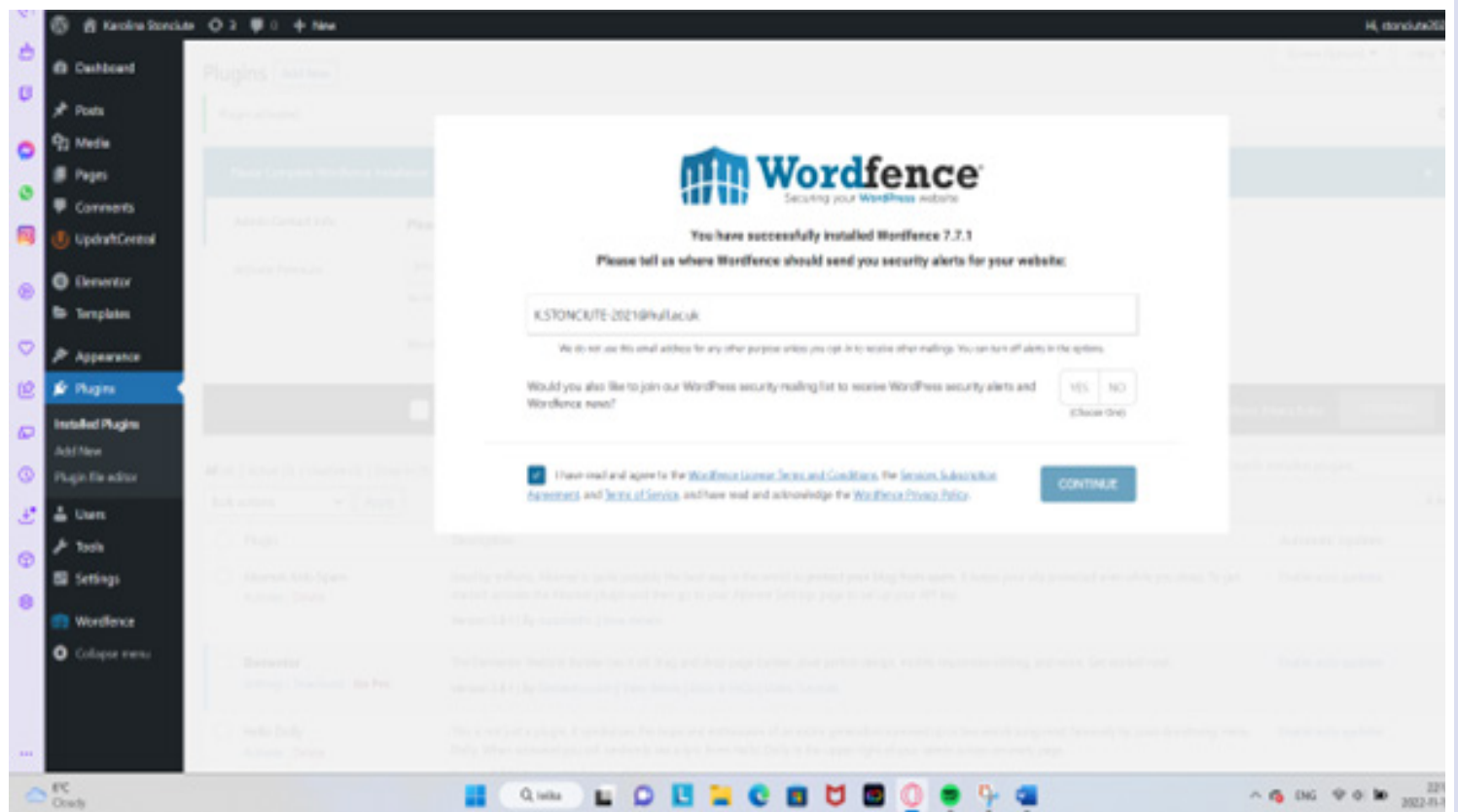
 Wordfence Security – Firewall & Malware Scan
By Wordfence [Download](#)

Wtyczka jest również dostępna w języku: [Polski](#). [Pomóż ulepszyć tłumaczenie!](#)

[Details](#) [Reviews](#) [Installation](#) [Development](#) [Support](#)





In order to protect your site, you need to install a plugin called Wordfence which will protect your site from any intruders. By installing activating the Wordfence, you will need to add your email in order to receive notifications of people trying to get into your website. After you enter your email, you will be guided though the plugin by onboarding and how to use the Wordfence.



Boxcryptor

By encrypting files locally on your device, Boxcryptor offers a user-friendly additional layer of security for online storages. Boxcryptor encrypts every file and allows for shared access because it was designed from the ground up with the cloud in mind. In other words, each file is encrypted separately from the others. (Boxcryptor, n.d.)

 **boxcryptor** | Help

Service Status 

Popular Topics
Introduction

- What is the Cloud?
- What is Boxcryptor?

Quickstart


- Install Boxcryptor
- Create a Boxcryptor Account
- Discover Boxcryptor
- Your First Encrypted Folder
- How to Encrypt Existing Files


Manage Clouds and Locations


- Cloud Storages
- Google Drive
- iCloud
- Network Drives and USB Devices
- Custom Locations
- WebDAV Locations


Work With Files


- On-the-fly Encryption
- Encryption and Permission Hierarchy
- Work With Your Files
- How to Recognize Encrypted Files
- Encrypt Existing Files and Folders
- Work With Encrypted Files

 Windows

 macOS

 Android

 iOS

 Portable


Share Access to Files

Work With Your Files

Still not using Boxcryptor?

Boxcryptor encrypts your sensitive files and folders in Dropbox, Google Drive, OneDrive and many other cloud storages. It combines the benefits of the most user friendly cloud storage services with the highest security standards worldwide. Encrypt your data right on your device before syncing it to the cloud providers of your choice.

CREATE ACCOUNT >

 **Dropbox**
Premier Partner

Service

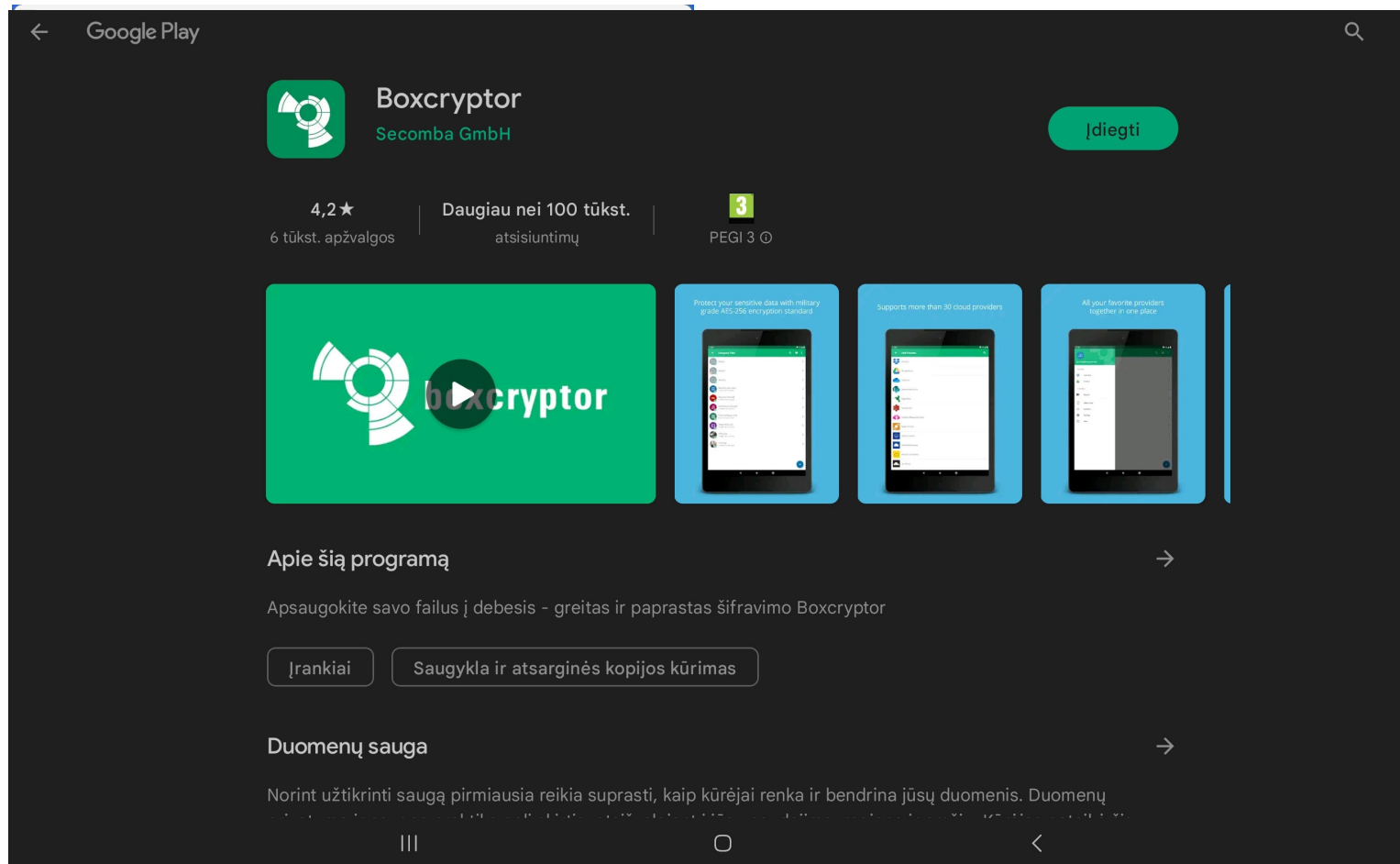
Help & FAQ

About

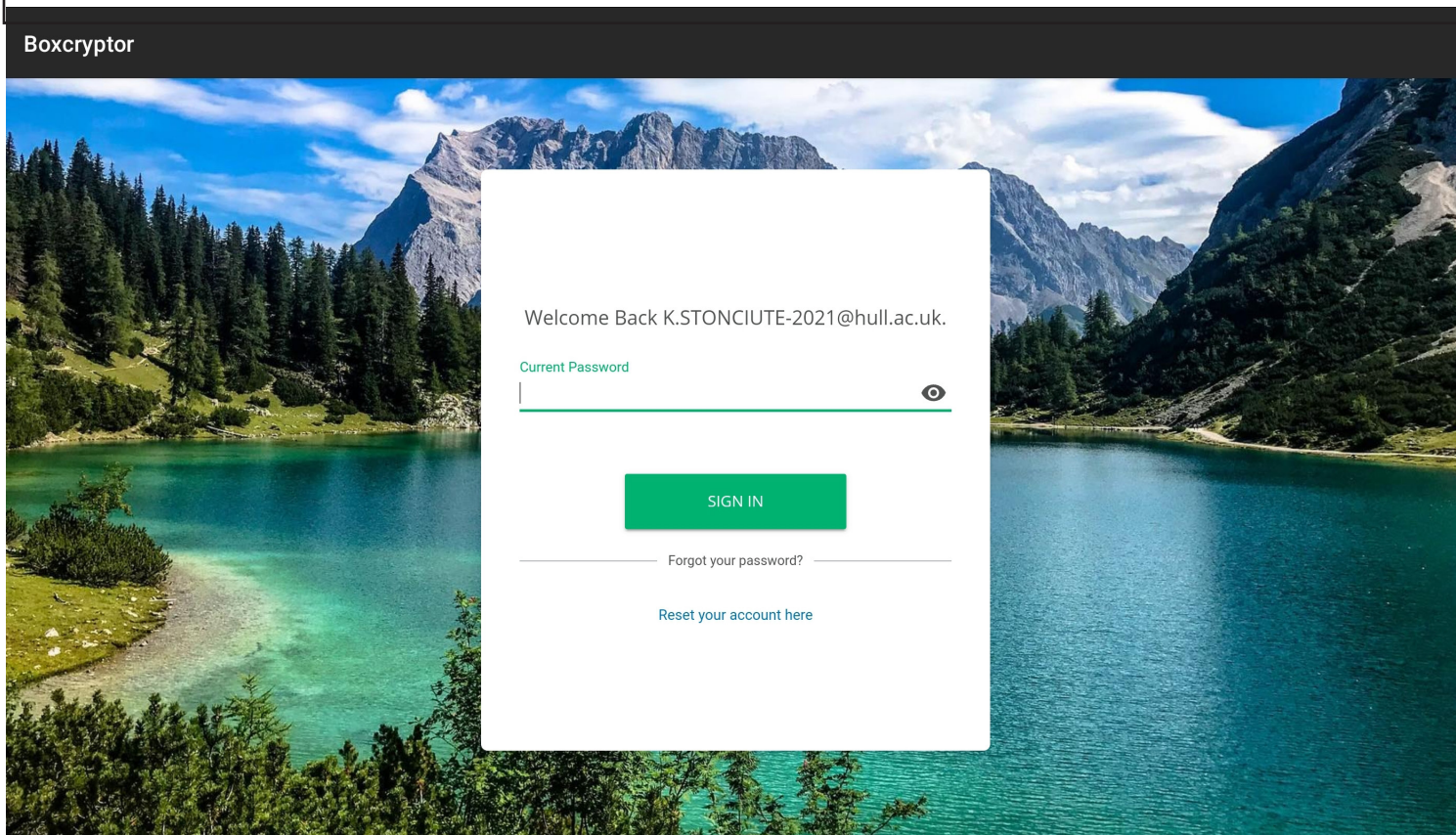
Who we are

Follow Us

Connect with us on our social profiles and sign up to our newsletter to stay up-to-date with the latest Boxcryptor news, product updates and the latest



This is the Boxcryptor installation version on a Windows computer which need to be downloaded from the their official website. However, you can also download it on any device you commonly use just by presing the download button in any app store and entering your details.



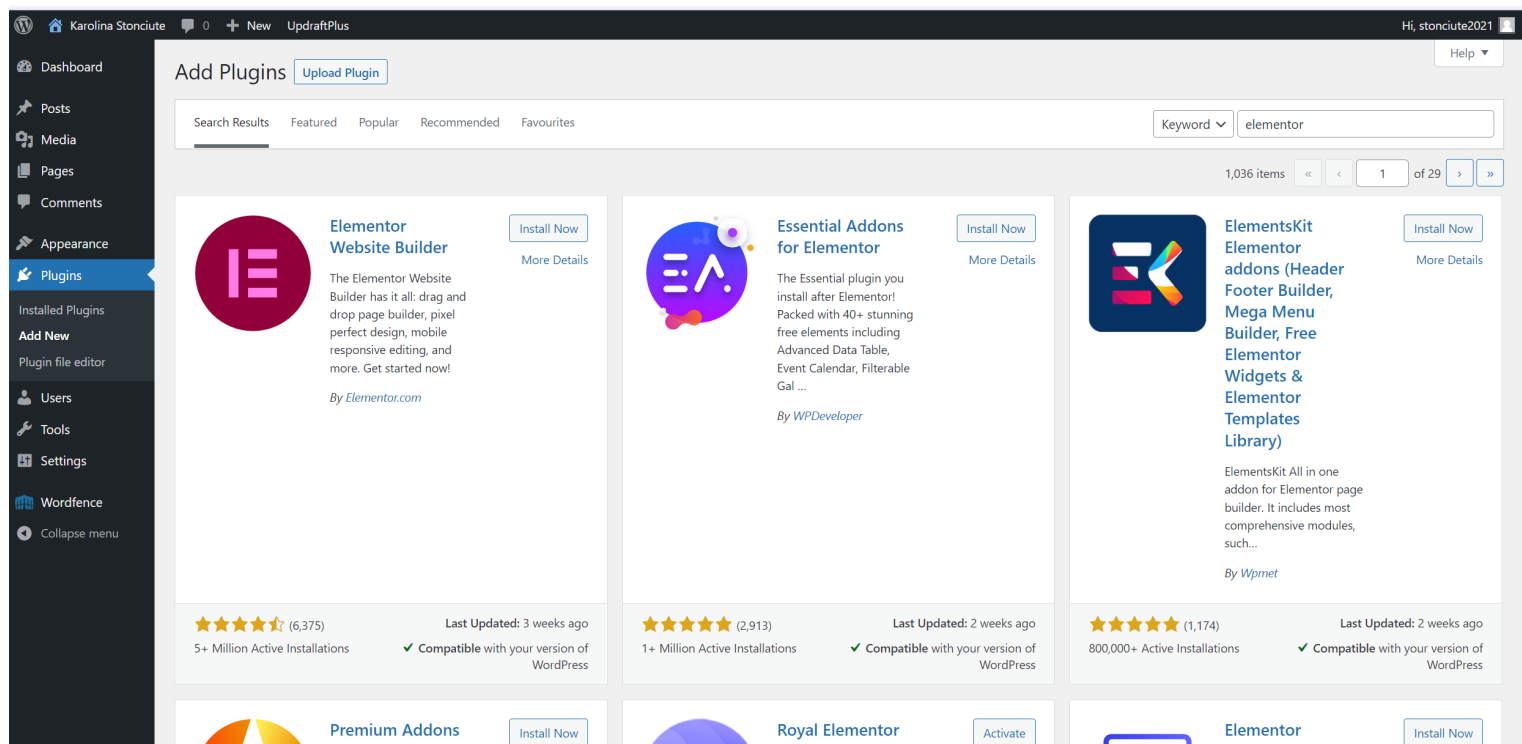
Elementor

The best WordPress website construction platform, Elementor, enables web designers to create polished, pixel-perfect websites using an easy-to-use visual builder. Without writing a single line of code, quickly and easily construct great websites for your customers or your company. Join a large global community of web designers who use Elementor to produce outstanding websites. (Wondpress n.d.)

The screenshot displays the WordPress 'Add Plugins' interface. The top navigation bar shows the user 'Karolina Stonciute' and the 'UpdraftPlus' plugin. The left sidebar contains standard WordPress menu items: Dashboard, Posts, Media, Pages, Comments, Appearance, Plugins (selected), Installed Plugins, Add New, Plugin file editor, Users, Tools, Settings, Wordfence, and Collapse menu. The main content area is titled 'Add Plugins' and features a search bar with the keyword 'elementor'. Below the search bar, there are tabs for 'Search Results', 'Featured', 'Popular', 'Recommended', and 'Favourites'. The search results show 1,036 items. Three plugins are prominently displayed:

- Elementor Website Builder**: A plugin by Elementor.com, described as a drag and drop page builder. It has 5+ Million Active Installations, a 4.5-star rating (6,375 reviews), and was last updated 3 weeks ago. It is compatible with the user's version of WordPress. An 'Activate' button is present.
- Essential Addons for Elementor**: A plugin by WPDeveloper, described as an essential plugin for Elementor. It has 1+ Million Active Installations, a 4.5-star rating (2,913 reviews), and was last updated 2 weeks ago. It is compatible with the user's version of WordPress. An 'Install Now' button is present.
- ElementsKit Elementor addons**: A plugin by Wpmet, described as a comprehensive library of addons for Elementor. It has 800,000+ Active Installations, a 4.5-star rating (1,174 reviews), and was last updated 2 weeks ago. It is compatible with the user's version of WordPress. An 'Install Now' button is present.

Below these, other plugins are partially visible, including 'Premium Addons for Elementor', 'Royal Elementor Addons', and 'Elementor Header & Footer'.



Inorder to use Elementor you need to download the plugin and install it into your wordpress by activating. Signing up is not required and the plugin will work automatically without the need to do additional thongs.

